

# What's New in Version 3.06

Version 3.06 was released on 03 September 2012.

It is available for download from [www.estimac.com](http://www.estimac.com) or [www.estipc.com](http://www.estipc.com).

Install over your previous version. All your projects, data and settings will be preserved. For full installation instructions, please see [How To Install EstiPC](#) or [How To Install EstiMac](#).

So what's new...

## Company Footer



There's now a Company Footer as well as the Company Header for your First Page Letterhead, so you can show company information and contact details at the bottom of the first page of Client and Supplier Documents. Fonts, Text Colours and Alignment can be specified and Images can be used. Lines can be copied from the Company Header to the Company Footer.

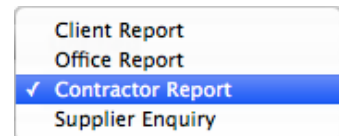
 [See Example Project Client Estimate](#)

## Improved Emails and PDFs

The PDFs used in Client and Supplier Emails now match Print Previews and Prints much more accurately. Unnecessary gaps have been removed. The layout of all documents and support for some non-standard fonts has been improved.

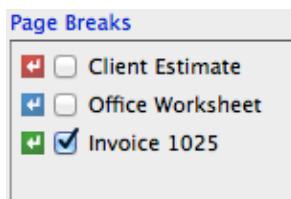
## Contractor Report

There's now a Contractor Report in a grid-like format which shows Quantities, Units, Descriptions and optionally Details, Codes and Purchase Order numbers. Costs, Markups and Prices are never shown, so it's an ideal way of generating Work Sheets or Listings for Subcontractors.



 [See Example Project Contractor Report](#)

## Page Breaks for Itemised Invoices

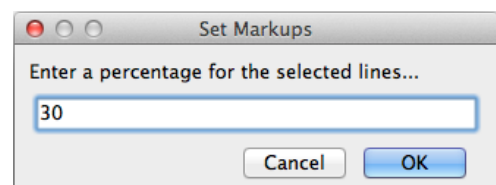


Page Breaks can now be set for each line in an Itemised Invoice to improve presentation.

As with Client Estimates and Office Worksheets, the Page Breaks can also be set directly from within the Print Preview.

## Multiple Line Markups

Markups or Margins can now be set for multiple Grid Lines in a single operation. Just select a range of Grid Lines, click the Markup or Margin column and enter a Percentage.



## Customised Client, Supplier and Contractor Documents

There's now support for custom formatting, if you require the presentation of your documents to look a little different. Please contact us for more information.

[contact@estimac.com](mailto:contact@estimac.com) or [contact@estipc.com](mailto:contact@estipc.com)

## Other Changes

- Codes Reports can now be generated for lines matching multiple codes, for example 'All Fabrics in Phase 1'. A Codes Report of Deliveries and Extras can be generated.
- The Invoicing Report is simplified to show either '100% Invoiced' or 'Not 100% Invoiced'.
- Charge Reports can now be generated showing Deliveries and Extras and Matched Charges.
- Images can now optionally be excluded from Client Estimates.
- VAT is now shown on Client Reports and optionally on Orders.
- Grid Names can now be optionally excluded from Client Reports.
- The Current Date is now shown on Client Reports and Office Worksheets.
- Keyboard Shortcuts are implemented for Bold, Italic and Underline formatting. The Tab key can be used to move around the grid.
- Project and Data file saving delays have been reduced.
- Various minor bugs and glitches have been fixed.

For full details see [www.estimac.com/versions.shtml](http://www.estimac.com/versions.shtml) or [www.estipc.com/versions.shtml](http://www.estipc.com/versions.shtml)